

IDEAL

The perfect IDEAL
cutting machine for
any requirement.



Model overview 2026 / **Guillotines**

The time machine for your print finishing.



In a matter of seconds to the cutting programme for small formats. Fully automated and incredibly easy for any operator. The revolutionary automation for cutting programmes makes small format cutting truly stand out.

TEST NOW




ideal.de/en/speedcut

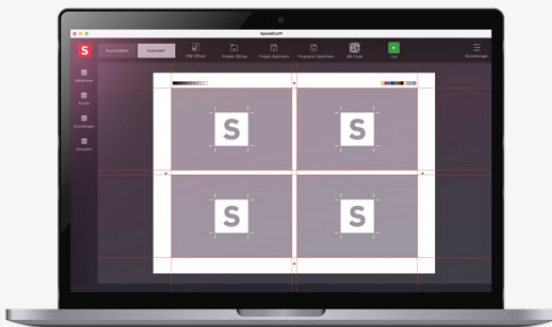
Speedcut

Speedcut establishes new benchmarks in cutting program automation. By incorporating innovative cut mark detection and eliminating manual programming, Speedcut significantly increases production efficiency. It offers simplicity, efficiency and requires no time-consuming training.

Designed for use with the THE 56 and THE 68 precision guillotines, Speedcut ensures maximum efficiency and accuracy, regardless of templates or specific file formats. Achieve professional cutting results with just a few clicks – saving time and money.



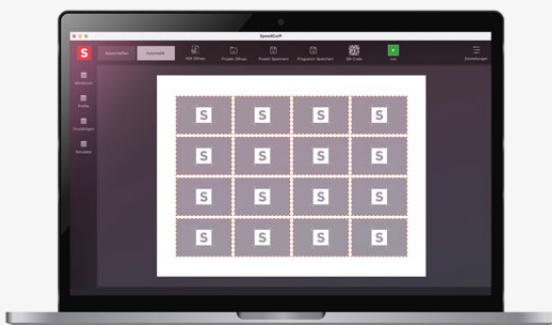
Workflow optimisation at a new level.



Automatic crop mark recognition

Speedcut automatically recognises the crop marks in the PDF and immediately creates the appropriate program for the cutting machine (in auto mode).

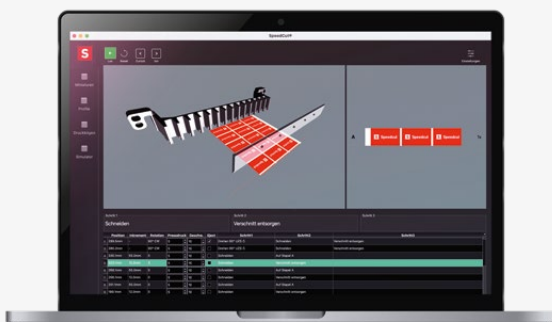
- + One-click in automatic mode
- + Compatible with many imposition software solutions
- + Parameters can be adjusted manually



Additional feature: Impositioning

Do you still have to impose? Speedcut can do this too and gets the best out of your format. You can customise templates.

- + Cut positioning for separating cut and intermediate cut
- + Cut optimisation for smooth edges
- + Production profiles for recurring jobs



3D Simulation with voice output

Speedcut guides you through the cutting process – visually and with spoken instructions.

- + Realistic cutting simulation
- + Checking the cutting sequence
- + Simple step-by-step instructions

IDEAL

THE 56 | THE 68

Beautifully simple: the new generation.

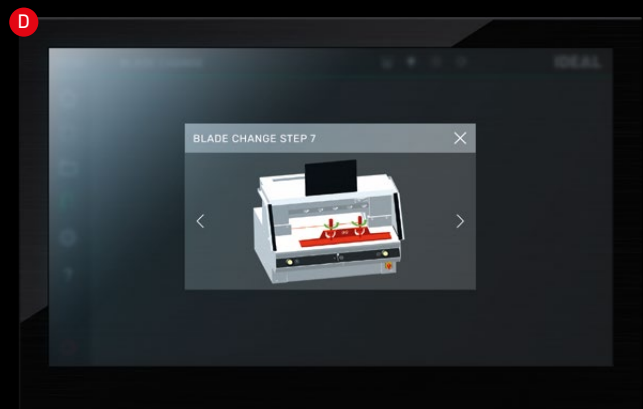
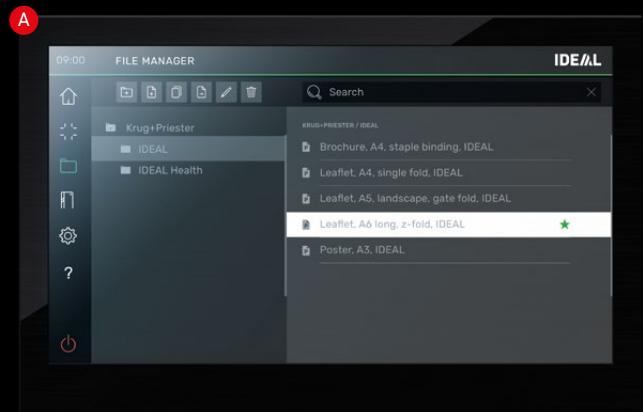
15.6" diagonal size touchscreen –
use it just like a tablet.



More info:
ideal.de

Easy on the hands, comfortable on the eyes:
The 15.6" multi-touch display has a continuously adjustable tilt and adapts perfectly to light conditions and the ergonomic needs of the user.

The smart user interface ensures any new user instantly feels at home. The display focuses the eye on the essentials – with intuitive touch and right when you need it – no more, no less.



A File manager

Folder system with freely assignable tasks, selection of projects via USB, meaningful project names, and a time-saving search function

B Program mode

Single step display with active/inactive settings, cutting steps are separately editable, freely editable text field for customer-specific information

C Adjustable defaults

Operator-specific default clamping pressure and backgauge speed, automatic loading at switch-on

D Interactive assistance

Assistance swapping blades via animated videos, integrated help/FAQ in program, updates via download to the USB stick

Efficient guillotining. Well-designed.

The best equipment
for the best results.



Precise cutting edges for every cut and every type of paper: standard when working with THE 56 and THE 68. Of course, there is sophisticated technology behind this, but we have gone even further. The clever construction with the cleverly placed controls also ensures pleasantly smooth workflows – so you effortlessly achieve the best cutting results.



A 15.6" multi-touch display

Functional graphical user interface for intuitive tablet-like work and clear main screen with intelligently split display. The tilt adjustable display can be ergonomically adapted to body height and lighting conditions.

B PRECISION DRIVE

The manual fine adjustment of the back-gauge ensures maximum precision – user-friendly via the ergonomic control element at the front of the machine.

C EASY-TOUCH cut activating

Safe true two-hand operation: A cut can be executed conveniently and safely by means of the EASY-TOUCH blade activating buttons with integrated optical signals indicating the operational status.

D Mechanical foot clamp

Ergonomic, patented foot pedal functionality for independent mechanical pre-clamping or as a mechanical cutting line indicator.



Guillotines

New generation



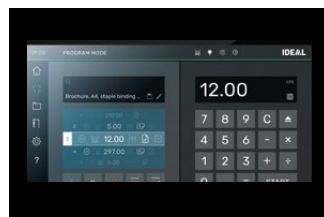
with optional side tables

	THE 56	THE 56 LT
Cutting length, mm	560	560
Cutting height, mm	80 / 77 ¹	80 / 77 ¹
Narrow cut, mm	<15 / 60 ¹	<15 / 60 ¹
Table depth, mm	560	560
Blade drive	electromechanical	electromechanical
Hydraulic clamp drive	●	●
Independent mechanical foot clamp (patented)	●	●
Backgauge	electric	electric
Manual backgauge setting	Precision Drive	Precision Drive
Clamping pressure	infinitely programmable	infinitely programmable
Clamp pressure, min (daN)	approx. 250	approx. 250
Clamp pressure, max. (daN)	approx. 1000	approx. 1000
Feed speed (cm/sec.)	up to approx. 10	up to approx. 10
Air jets (on front and rear tables)	—	●
Optical cutting line with luminous LEDs	●	●
IR light beam safety curtain on front table	●	●
Infinitely dimmable front table illumination (LEDs)	●	●
Multi-touch operation	●	●
Connections	USB	USB
Integrated tool storage at the front of the machine	●	●
Optional equipment at additional cost	Side tables, cladding panels, height extension blocks	Side tables, cladding panels, height extension blocks
Dimensions, mm (H x W x D)	1523 x 979/1779 ² x 1211	1523 x 979/1779 ² x 1211
Dimensions, height without touch screen, mm	1334	1334
Table height (mm)	adjustable from 950 – 1000	adjustable from 950 – 1000
Power supply ⁵	230 V / 50 Hz / 1~	230 V / 50 Hz / 1~
Fuse protection	16 A	16 A
Weight (kg)	296 / 322 ² / 308 ³ / 334 ⁴	302 / 328 ² / 314 ³ / 340 ⁴



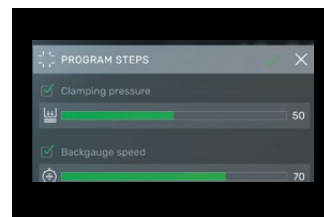
15.6" Multi-Touch display

Functional graphical user interface for intuitive tablet-like work and clear main screen with intelligently split display. The tilt adjustable display can be ergonomically adapted to body height and lighting conditions.



CUT CONTROL

The current program is displayed along with its individual steps. The display updates in real time as the numbered, editable steps are processed.



Hydraulic clamp

The hydraulic precision drive is not only precise, but also very convenient: the clamping pressure is infinitely adjustable and programmable via touch.



Precision and safety – perfectly combined

Safe true two-hand operation: A cut can be executed conveniently and safely by means of the EASY-TOUCH blade activating buttons with integrated optical signals indicating the operational status.




with optional side tables and stand cladding panels

THE 68	THE 68 LT
680	680
80 / 77 ¹	80 / 77 ¹
<15 / 60 ¹	<15 / 60 ¹
680	680
electromechanical	electromechanical
•	•
•	•
electric	electric
Precision Drive	Precision Drive
infinitely programmable	infinitely programmable
approx. 250	approx. 250
approx. 1000	approx. 1000
up to approx. 10	up to approx. 10
—	•
•	•
•	•
•	•
•	•
•	•
USB	USB
•	•
Side tables, cladding panels, height extension blocks	Side tables, cladding panels, height extension blocks
1523 x 1099/1899 ² x 1331	1523 x 1099/1899 ² x 1331
1294	1294
adjustable from 950 – 1000	adjustable from 950 – 1000
230 V / 50 Hz / 1~	230 V / 50 Hz / 1~
16 A	16 A
330 / 356 ² / 344 ³ / 370 ⁴	338 / 364 ² / 352 ³ / 378 ⁴


¹ with false clamp installed ² with side tables ³ with cladding panels ⁴ with side tables and stand cladding panels ⁵ other voltages available



Fine adjustment made easy
Manual fine adjustment of the backgauge for maximum precision – conveniently operated via the practical “joystick”. It allows precise positioning with minimal effort.



Precision that shines
High-intensity LEDs project the exact cutting line onto the material, enabling precise cutting along crop marks. For maximum accuracy and efficiency with every cut.



Effortless positioning with the air table
The innovative air table on the THE 56 LT and THE 68 LT makes positioning heavy paper stacks much easier, protects the material, and enables precise cutting by minimising friction.



Speedcut ready
The automated creation of cutting programmes optimises workflow and boosts production efficiency. Intuitive to use, no lengthy training required. Available as an optional extra.

Guillotines

Electro-mechanical or hydraulic –
with IR lightbeam safety curtain



	4860	5260	6660
Cutting length, mm	475	520	650
Cutting height, mm	80	80	80
Narrow cut, mm	35	35	25
Table depth, mm	450	520	610
Blade drive	electromechanical	electromechanical	electromechanical
Clamping system	automatic clamp	automatic clamp	automatic clamp
Foot pedal for pre-clamping	—	—	—
Backgauge	electric	electric	electric
Manual backgauge setting	electronic hand wheel	electronic hand wheel	electronic hand wheel
Measurement indication	digital display (mm/inches)	digital display (mm/inches)	digital display (mm/inches)
Electronic control for backgauge	touch pad	touch pad	touch pad
Program mode	99 programs, 99 steps	99 programs, 99 steps	99 programs, 99 steps
Air table (air jets on front and rear table)	—	—	—
Optical cutting line indicator with bright LEDs	●	●	●
IR light beam safety curtain on front table	●	●	●
Three-step front table illumination	●	●	●
EASY-CUT (patented blade activating bars)	●	●	●
Practical hook-in tool holder on back table	●	●	●
Optional accessories (at an extra cost)	set of side tables	set of side tables	set of side tables
Dimensions, mm (H x W x D)	1296 x 762/1349 ³ x 992	1293 x 860/1436 ³ x 1126	1293 x 992/1565 ³ x 1220
Power supply ⁵	230 V / 50 Hz / 1.42 KW	230 V / 50 Hz / 1.42 kW	230 V / 50 Hz / 1.42 KW
Weight, kg	218 / 226,5 ³	250 / 258,5 ³	300 / 308,5 ³



IR safety curtain

The light beam safety curtain on the professional guillotines ensures the highest level of safety and cutting convenience.



Easy-to-use touch pad

Extremely convenient: Electronic, programmable control module for the power backgauge with multilingual touch pad.



EASY-CUT activating bars

The innovative cutting system with convenient two-hand operation via patented blade activating bars.



Electronic hand wheel

Ideal for manual backgauge positioning, the electronic hand wheel has infinitely variable speed control (from very slow to very fast).



with optional side tables



with optional side tables

5560	5560 LT	7260 LT
550	550	720
95/92 ⁴	95/92 ⁴	80/78 ⁴
32/60 ⁴	32/60 ⁴	20/90 ⁴
570	570	720
hydraulic	hydraulic	electromechanical
hydraulic clamp	hydraulic clamp	hydraulic clamp
●	●	●
electric	electric	electric
electronic hand wheel	electronic hand wheel	electronic hand wheel
digital display (mm/inches)	digital display (mm/inches)	digital display (mm/inches)
touch pad	touch pad	touch pad
99 programs, 99 steps	99 programs, 99 steps	99 programs, 99 steps
—	●	●
●	●	●
●	●	●
●	●	●
●	●	●
●	●	●
●	●	●
●	●	●
set of side tables	set of side tables	set of side tables
1370 x 1070/1630 ³ x 1400	1370 x 1070/1630 ³ x 1400	1335 x 1305/2100 ³ x 1540/1600 ³
230 V / 50 Hz / 1.5 KW	230 V / 50 Hz / 1.5 KW	400 V / 50 Hz / 3P+N+PE / 1.9 KW
360 / 377 ³	360 / 377 ³	559 / 593 ³

³with side tables ⁴with false clamp ⁵other voltages available




Optical cutting line

The optical cutting line indicator with especially bright and durable LEDs guarantees easy alignment of cutting marks for precise cuts.



Practical tool holder

The practical hook-in tool holder is placed on the back table and keeps all necessary tools for blade change and service jobs within reach.



Large 7-inch touch pad

Professional control module for the programmable power backgauge with multi-lingual touch pad (models 5560 and 7260).



Air table

The front and rear table of selected cutters are equipped with air jets for easy and effortless handling of large paper stacks (5560 LT and 7260 LT).

Guillotines

Electro-mechanical



	4815	4850
Cutting length, mm	475	475
Cutting height, mm	80	80
Narrow cut, mm	30	30
Table depth, mm	458	458
Blade drive	electromechanical	electromechanical
Clamping system	spindle clamp	automatic clamp
Backgauge	manual	manual
Manual backgauge setting	hand crank	hand crank
Measurement indication	digital display (mm/inches) on front table	digital display (mm/inches) on front table
Electronic control for backgauge	—	—
Program mode	—	—
Blade made of high-quality special steel	●	●
Optical cutting line indicator with bright LEDs	●	●
Electronically controlled safety cover on front table	●	●
Practical stand and storage shelf (standard equipment)	●	●
EASY-CUT patented blade activating bars (two-hand operation)	●	●
Practical hook-in tool holder on back table	●	●
Optional accessories (at an extra cost)	set of side tables	set of side tables
Dimensions, mm (H x W x D)	1410 x 762/1349 ³ x 1053	1296 x 762/1349 ³ x 1053
Power supply ⁵	230 V / 50 Hz / 1.1 KW	230 V / 50 Hz / 1.42 KW
Weight, kg	199 / 207,5 ³	212 / 220,5 ³




Practical tool holder

The practical hook-in tool holder is placed on the back table and keeps all necessary tools for blade change and service jobs within reach.



EASY-CUT activating bars

The innovative cutting system with convenient two-hand operation via patented blade activating bars.



Optical cutting line

The optical cutting line indicator with especially bright and durable LEDs guarantees easy alignment of cutting marks for precise cuts.



Digital measurement readout

The digital measurement readout allows an exact positioning of the backgauge, which is set by a hand crank.



4855	5255	6655
475	520	650
80	80	80
35	35	25
450	520	610
electromechanical	electromechanical	electromechanical
automatic clamp	automatic clamp	automatic clamp
electric	electric	electric
electronic hand wheel	electronic hand wheel	electronic hand wheel
digital display (mm/inches)	digital display (mm/inches)	digital display (mm/inches)
touch pad	touch pad	touch pad
99 programs, 99 steps	99 programs, 99 steps	99 programs, 99 steps
•	•	•
•	•	•
•	•	•
•	•	•
•	•	•
•	•	•
•	•	•
set of side tables	set of side tables	set of side tables
1296 x 762/1349 ³ x 992	1293 x 860/1436 ³ x 1120	1293 x 992/1565 ³ x 1220
230 V / 50 Hz / 1.42 kW	230 V / 50 Hz / 1.42 KW	230 V / 50 Hz / 1.42 KW
219 / 227,5 ³	252 / 260,5 ³	302 / 310,5 ³

³ with side tables ⁵ other voltages available



Transparent safety guard

The electronically secured front safety guard swings out of the way easily and allows safe and convenient cutting.



Easy-to-use touch pad

Extremely convenient: Electronic, programmable control module for the power backgauge with multilingual touch pad.



Electronic hand wheel

Ideal for manual backgauge positioning, the electronic hand wheel has infinitely variable speed control (from very slow to very fast).



Optional side tables

A set of side tables provides additional storage space and is available for all guillotines starting with model 4815 at an extra cost.

Office guillotines



(stand optional)

	3006	4305 (table top model)
Cutting length, mm	300	430
Cutting height, mm	5.5	40
Narrow cut, mm	45	34
Table depth, mm	300	435
Blade drive	manual	manual
Clamping system	automatic clamp	patented "fast flick" action clamp
Backgauge	manual	manual
Manual backgauge setting	●	hand crank
Measurement indication	mm scale	measuring scale (mm/inches)
Safety cover on front table	●	● (mechanical)
Blade safety device	manual	manual
Blade made of high-quality special steel	●	●
Solid steel blade carrier and adjustable blade guides	—	●
Optical cutting line indicator with bright LEDs	●	—
EASY-CUT patented blade activating bars	—	—
Optional accessories (at an extra cost)	—	stand
Dimensions, mm (H x W x D)	190 x 500 x 240	400/1150 ¹ x 880 x 880
Power supply ⁵	—	—
Weight, kg	5.2	44 / 54 ¹



Blade lever

Effortless cutting: Safety blade lever with ergonomically designed handle and patented overload protection while cutting.



Scale for backgauge

The accurate backgauge and side lays are made from cast aluminium and allow precise alignment of the paper stack.



"Fast flick" action clamp

Efficient cutting is guaranteed by the "fast flick" action clamp. Insert paper stack, throw the lever to tighten – cut.



Safe blade change

Safe and convenient blade change without removing covers. Blade changing device covers cutting edge of blade to protect the operator.



Models IDEAL 4305, 4315, 4350



(stand optional)



(cabinet optional)

4315 (table top model)	4350 (table top model)
430	430
40	40
35	35
435	435
electromechanical	electromechanical
patented "fast flick" action clamp	patented automatic clamp
manual	manual
hand crank	hand crank
digital display (mm/inches)	digital display (mm/inches)
● (electronically controlled)	● (electronically controlled)
electronic	electronic
●	●
●	●
●	●
●	●
stand or cabinet	stand or cabinet
355/1085 ¹ /1080 ² x 640 x 870	355/1085 ¹ /1080 ² x 640 x 870
230 V / 50 Hz / 0.45 KW	230 V / 50 Hz / 0.45 KW
81 / 91 ¹ / 113 ²	86 / 96 ¹ / 118 ²


¹ with stand ² with cabinet ³ other voltages available



Cutting stick change
Turning or exchanging the cutting stick can easily be managed from the outside of the guillotine without using any tools.



Digital measurement readout
The digital measurement readout allows exact positioning of the backgauge. The indication accuracy of the digital display is 1/10 mm (models 4315 and 4350).



Optical cutting line
The optical cutting line indicator with especially bright and durable LEDs guarantees easy alignment of cutting marks for precise cuts (models 4315 and 4350).



EASY-CUT activating bars
The innovative cutting system with convenient two-hand operation via patented blade activating bars (models 4315 and 4350).

